

SERVIZIO SANITARIO REGIONALE  
EMILIA-ROMAGNA  
Azienda Unità Sanitaria Locale di Ravenna

"S. Maria delle Croci" Hospital -Ravenna  
Dept. of Ophthalmology  
Head: C. Forlini MD

# R. I. C. O.

Ravenna International Courses in Ophthalmology  
Ravenna - Italy

13 September 2007

## OCULAR TRAUMA COURSE



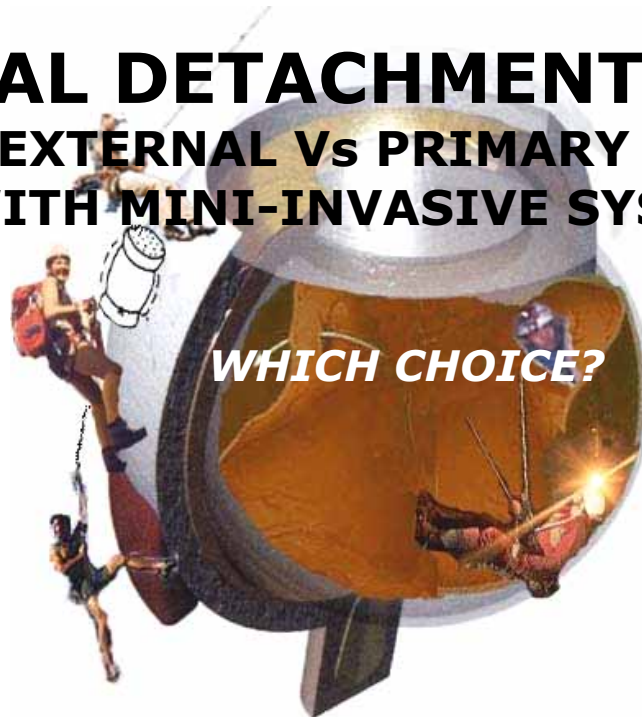
Under the auspices of I.S.O.T.  
(International Society of Ocular Trauma)



S.I.E.T.O.  
Italian Society of  
Ergophthalmology  
and Ocular  
Trauma

14 – 15 September 2007

## RETINAL DETACHMENT COURSE MINIMAL EXTERNAL Vs PRIMARY VITRECTOMY WITH MINI-INVASIVE SYSTEM



**WHICH CHOICE?**



SOI Società  
Oftalmologica Italiana  
Associazione Medici Oculisti Italiani  
ENTE MORALE  
dal 1879 a difesa della vista



Satellite of the EVRS (European  
Vitreoretinal Society) Meeting that  
will be held in Venice, 15 – 18  
September 2007

**Congress venue:**

Park Hotel Ravenna, viale delle Nazioni 181 Marina di Ravenna (Italy)

**Congress website: [www.unikasrl.com](http://www.unikasrl.com)**

Dear Friend, dear Colleague,

it's a pleasure to invite you at the Ravenna International Course in Ophthalmology (R.I.C.O.) programmed in Ravenna in September 2007. It's a Three Day Meeting of Ophthalmology which includes two International Courses: a Traumatology Course, coordinated by Ferenc Kuhn and a Retinal Detachment Course, coordinated by Ingrid Kreissig.

On the first day of **Thursday 13<sup>th</sup> Ocular Traumas** will be revised, from the most recent diagnostic techniques to surgical treatment following the "Pole to pole" strategy and the "Dancer philosophy", so rather treating the traumatized eye in its' wholeness, beyond conventional academic boundaries. Keratoprosthesis and Anterior Segment Traumas will also be discussed.

A Special Session on New frontiers of anti-VEGF will take place at the end of the day. The second and third day (Friday 14<sup>th</sup> and Saturday 15<sup>th</sup>) will be dedicated to Retinal Detachment, from the diagnosis to the different therapeutic strategies.

On **Friday 14<sup>th</sup>** the 54° Retinal Detachment Course on the ab-externo approach, held by Prof. Ingrid Kreissig will focus on minimal episcleral techniques.

On **Saturday 15<sup>th</sup>** Prof. P. Kroll and Prof. E. De Juan will direct the session on the Primary Vitrectomy with 23 and 25 Gauge mini-invasive techniques. Retinal detachment involves daily all Ophthalmologists, not only the surgical departments. Every Ophthalmologist should be able to recognize it and manage a correct follow-up.

Even if in the last years we assisted to great technological improvements, results are still unsuccessful in some cases and sometimes severe complications may be experienced.

In this meeting we want to examine the latest innovations and experiences on this topic.

In times where surgery is becoming more accurate and less invasive the purpose of this meeting is to compare different approaches and philosophies for rhegmatogenous retinal detachment. These Courses will offer the participants some tips on which technique should be used.

### **The Organizer**

Cesare Forlini

Caro Amico, caro Collega,

è per me un piacere invitarvi al Ravenna International Course in Ophthalmology (R.I.C.O.) in programma a Ravenna nel Settembre 2007. Questo Incontro è una 3-giorni di Oftalmologia che include due Corsi Internazionali: un Corso di Traumatologia Oculare diretto da Ferenc Kuhn, ed un Corso sul Distacco di Retina, coordinato da Ingrid Kreissig.

Il primo giorno **Giovedì 13** sarà affrontata la **Traumatologia Oculare**, dalle più recenti tecniche diagnostiche al trattamento chirurgico, seguendo la strategia "Pole to pole" e la filosofia del "Dancer", ovvero trattare il bulbo traumatizzato nella sua interezza, oltrepassando le barriere accademiche. Saranno trattati anche le Cheratoprosesi ed i traumi del segmento anteriore.

A fine giornata vi sarà una Sessione Speciale sulle nuove frontiere dei farmaci anti-VEGF.

Il secondo ed il terzo giorno (Venerdì 14 e Sabato 15) saranno dedicati al Distacco di Retina Regmatogeno, dalla diagnosi alle differenti strategie terapeutiche.

In particolare, **Venerdì 14** si svolgerà il "54° Retinal Detachment Course" sull'approccio ab-externo, diretto dalla Prof. Ingrid Kreissig e sarà focalizzato sull'approccio minimale con tecnica episclerale.

**Sabato 15** il Prof. P. Kroll ed il Prof. E. De Juan dirigeranno la sessione sulla Primari Vitrectomy con tecniche 23 e 25 gauge nel Distacco di retina Regmatogeno.

Il Distacco di Retina coinvolge quotidianamente tutti gli Oftalmologi, non solo nei Reparti Chirurgici. Ogni Oftalmologo dovrebbe essere in grado di diagnosticare e gestire un corretto follow-up del paziente con Distacco di Retina. Nonostante negli ultimi anni abbiamo assistito a notevoli cambiamenti e miglioramenti tecnologici, i risultati sono ancora insoddisfacenti in alcuni casi, e talora insorgono gravi complicanze.

In questo Congresso, vogliamo esaminare le ultime innovazioni ed esperienze su questo argomento sempre attuale.

In un momento storico in cui la chirurgia sta diventando sempre più accurate e meno invasive, lo scopo di questo Incontro è confrontare le differenti filosofie di approccio al Distacco di Retina Regmatogeno. Da tali Corsi, i partecipanti verranno arricchiti sulle più recenti strategie e tecniche chirurgiche.

L'Organizzatore

Cesare Forlini

## **GENERAL INFORMATION**

**Scientific Secretariat:** Cesare Forlini MD,

P. Rossini MD, M. Ambesi MD,

P. Lavorato MD, M. Forlini MD

email: [forlinic@forlinic.it](mailto:forlinic@forlinic.it)

tel. +39 0544 270385 – fax +39 0544 280049

**Organizing Secretariat:** Unika srl

Via Padova, 22/A-24 44100 Ferrara – (Italy)

[www.unikasrl.com](http://www.unikasrl.com)

email: [info@unikasrl.com](mailto:info@unikasrl.com)

tel. +39 0532 773153 – fax + 39 0532 593157

**Congress Language:** English; (simultaneous translation English/Italian – Italian/English is provided)

**9 CME for Ocular Trauma Course (13 September)**

**CME requested for Retinal Detachment Course (14-15 September)**

**A VIDEO FESTIVAL and POSTER SESSION** on Retinal Detachment, Ocular Trauma and Particular Cases are scheduled **with awards for the best Videos and Posters.**

**Video must be received by August 20, 2007.** Please send it in double copy DVD -R or mini-DV in PAL format to: Cesare Fortini MD, Dept. of Ophthalmology "S. Maria delle Croci" Hospital, Viale Randi 5-48100 Ravenna (ITALY).

## Presidents:

*E. Dal Fiume, H. Quiroz Mercado, E. De Juan, P. Kroll*

## Invited International Speakers:

*R. Adelman (New Haven, USA)  
F. Arevalo (Caracas, Venezuela)  
N. Bobrova (Odessa, Ukraine)  
T. Boeker (Dortmund, Germany)  
S. Bopp (Bremen)  
A. Ciardella (Denver, USA)  
D. D'Amico (New York, USA)  
E. De Juan (San Francisco, USA)  
S. Dimopoulos (Athens, Greece)  
C. Eckardt (Frankfurt, Germany)  
K. El Rakhawy (Cairo, Egypt)  
J. Ernest (Prague, Czech Rep.)  
F. Fayyad (Amman, Jordan)  
E. Feretis (Athens, Greece)  
I. Fiser (Prague, Czech Republic)*

*S. Gotzaridis (Athens, Greece)  
M. Grant (Baltimore, USA)  
T. Hassan (Detroit, USA)  
R. Iezzi (Detroit, USA)  
I. Kreissig (Mannheim, Germany)  
P. Kroll (Marburg, Germany)  
F. Kuhn (Birmingham, USA)  
S. Latinovic (Novi Sad, Serbia)  
F. La Franco (Chicago, USA)  
P. Matthews (Fort Worth, USA)  
A. Mohamed (Cairo, Egypt)  
A. Mohr (Bremen, Germany)  
V. Morales (Mexico City, Mexico)  
R. Morris (Birmingham, USA)*

*S. Natarajan (Mumbai, India)  
J. Nawrocky (Lodz, Poland)  
T. Nikolakopoulos (Thessaloniki, Greece)  
M. Oncel (Istanbul, Turkey)  
H. Quiroz Mercado (Mexico City, Mexico)  
J. Schmidt (Marburg, Germany)  
W. Schrader (Wurzburg, Germany)  
S. Sheta (Cairo, Egypt)  
A. Siam (Cairo, Egypt)  
K. Takhchidi (Moscow, Russia)  
S. Teixeira (Lisbon, Portugal)  
Z. Tomic (Uppsala, Sweden)  
P. Vassileva (Sophia, Bulgaria)  
T. Wolfensberger (Lousanne, Switzerland)  
N. Zakov (Cleveland, USA)*

## Italian Speakers, Panelists, Moderators:

*Arpa Paolo (Monza)\*\*  
Aureggi Dario (Como)  
Avitabile Teresio (Catania)  
Azzolini Claudio (Varese)  
Balestrazzi Emilio (Roma)  
Bandello Francesco (Udine)  
Beltrame Giorgio (S. Donà) \*\*  
Bellucci Roberto (Verona)  
Bohm Elisabetta (Venezia)  
Bonci Paolo (Imola)\*\*  
Borgioli Marco (Ancona)\*\*  
Boscia Francesco (Bari)  
Busin Massimo (Forlì)  
Cagini Carlo (Perugia)  
Calcatelli Walter (Roma)  
Cappuccini Luca (Reggio Emilia)  
Caprioglio Giancarlo (Venezia)  
Carella Giuseppe (Milano)  
Carpineto Paolo (Chieti)  
Carlentini Salvatore (Bassano G.)  
Carlevaro Giuseppe (Milano)\*\*  
Cassinero Mauro (Brescia)  
Cavallini Gian Maria (Modena)  
Cennamo Giovanni (Napoli)  
Cian Roberto (Padova)  
Cocca Pasquale (Ascoli P.)  
Codenotti Marco (Milano)  
Conti Luigi (Grosseto)  
Cucco Federico (Trapani)  
D'Eliseo Domenico (Lugo)\*  
Dal Fiume Egidio (Ravenna)\*\*  
De Casa Nino (Milano)  
De Molfetta Vito (Monza)\*\**

*Della Corte Michele (Napoli)  
Dell'Omo Ermanno (Larino)\*\*  
Di Chiara Gino (Macerata)\*\*  
Di Lauro Raffaello (Napoli)\*\*  
Falcinelli Giancarlo (Roma)  
Fantaguzzi Paolo (Forlì)\*/\*\*  
Fasolino Giuseppe (Roma)  
Ferrara Vincenzo (Arona)  
Ferrerri Giuseppe (Messina)  
Fiore Cesare (Perugia)  
Fiore Tito (Perugia)  
Foltran Flavio (Conegliano)  
Fontana Luigi (Bologna)  
Fortunato Michele (Roma)  
Foscarini Giuseppe (Bologna)  
Gaiba Giuseppe (Faenza)\*  
Galan Alessandro (Padova)  
Gallenga Pier Enrico (Chieti)\*\*  
Gallo Otello (Napoli)  
Gandolfi Stefano (Parma)  
Genisi Claudio (Pordenone)  
Giannacchini Guido (Lucca)  
Giannotti Bruno (Fano)  
Giardini Pietro (Brescia)  
Gini Giampaolo (Prato)\*\*  
Giovannini Alfonso (Ancona)  
Giunchiglia Giuseppe (Palermo)  
Guarnaccia Giuseppe (Reggio C.)  
La Torre Agostino (Firenze)  
Lettieri Salvatore (Senigallia)  
Lipperra Stefano (Fabriano)\*\*  
Lupidi Giovanni (Foligno)\*\*  
Marcon G. Battista (Monfalcone)*

*Marino Luigi (Milano)  
Mariotti Cesare (Ancona)  
Marullo Michele (Pescara)\*\*  
Mastropasqua Leonardo (Chieti)\*\*  
Mazzeo Vincenzina (Ferrara)  
Menchini Ugo (Firenze)  
Merlin Umberto (Rovigo)  
Micelli F. Tommaso (Bari)  
Mocellin Antonio (Lecce)  
Montericcio Alberto (Trapani)  
Montrone Francesco (Bari)  
Morocutti Augusto (Empoli)\*\*  
Morselli Simonetta (Verona)  
Mutolo Alessandro (Roma)  
Nuzzi Giuseppe (Parma)  
Ortolani Marilinda (Rimini)\*  
Panico Claudio (Torino)  
Panozzo Giacomo (Brescia)  
Parolini Barbara (Negrar)  
Patelli Fabio (Roma)  
Pedrotti Emilio (Verona)  
Pedrotti Massimo (Vicenza)  
Pellegrini Giacomo (Pesaro)\*\*  
Picardo Vittorio (Roma)  
Piermarocchi Stefano (Padova)  
Pierro Luisa (Milano)  
Pintucci Stefano (Roma)  
Pioppo Antonino (Palermo)  
Pirazzoli Giovanni (Cesena)\*  
Ponzin Diego (Mestre)  
Prodocimo Giovanni (Conegliano)  
Pucci Vincenzo (Verona)  
Rama Paolo (Milano)*

*Ramovecchi Vincenzo (S. Severino)  
Rapisarda Antonio (Catania)  
Rapizzi Albino (Treviso)  
Rapizzi Emilio (Firenze)  
Rappo Giovanni (Bassano)  
Ratiglia Roberto (Milano)  
Reibaldi Alfredo (Catania)  
Rizzo Stanislao (Pisa)  
Romano Ferdinando (Caserta)  
Rossi Pietro (Genova)  
Rossi Stefania (Parma)  
Rossi Tommaso (Roma)  
Rossini Luigi (Sora)  
Santoni Gerardo (Terni)  
Sarnicola Vincenzo (Grosseto)  
Savastano Silvio (Cassino)  
Sbordone Giovanni (Perugia)  
Scerrati Ermanno (Frosinone)  
Sciaccia Riccardo (Acireale)  
Scialdone Antonio (Milano)  
Sciuto Giuseppe (Mantova)  
Scorolli Lucia (Bologna)  
Sorrentino Antonio (Carpi)  
Spadea Leopoldo (L'Aquila)  
Spinelli Demetrio (Milano)  
Stefini Massimo (Lecco)  
Steindler Piero (Padova)  
Tamburelli Ciro (Roma)  
Tassinari Giorgio (Bologna)\*\*  
Turtoro Massimo (Catanzaro)  
Vadalà Pasquale (Roma)  
Vecchione Gaetano (Napoli)  
Zenoni Stefano (Bergamo)\*\**

(\* ) Area Vasta Romagna

(\*\* ) PoPeye Club (Pole to Pole eye surgeon Club)

## NEW CONGRESS VENUE

**Park Hotel Ravenna**, viale delle Nazioni 181 Marina di Ravenna  
Ravenna (Italy)

Tel. +39.0544.531743 – Fax +39.0544.530430 –

[www.parkhotelravenna.it](http://www.parkhotelravenna.it) - [parkhotelravenna@getturhotels.com](mailto:parkhotelravenna@getturhotels.com)

**Registration fee:**

**Until August 20, 2007:** Trauma Course..... **100 €**  
Retinal Detachment Course..... **200 €**  
Trauma Course + Retinal Detachment Course..... **230 €**

**Since August 21, 2007:** Trauma Course..... **120 €**  
Retinal Detachment Course..... **230 €**  
Trauma Course + Retinal detachment Course..... **270 €**

**Banca Antonveneta ABN AMRO- Via Padova, Ferrara (ITALY)**

**C/C 6158L – Abi 05040 Cab 13000 cin O To: Unika srl**

**IBAN : IT 96 0 05040 13000 0000006158L BBAN: 0 05040 13000 0000006158L**

**Fee includes:** 1 Course bag; **(Trauma Course, 13 Sept.)** 2 coffee breaks, 1 finger lunch, 1 Welcome Dinner; **(Retinal Detachment Course, 14-15 Sept.)** 3 coffee break, 1 finger lunch, 1 Friday Dinner; **(Trauma Course + Retinal Detachment Course)** 5 coffee breaks, 2 finger lunches, 1 Welcome Dinner. 1 Friday Dinner.





# SCIENTIFIC PROGRAM

**Thursday 13 September**

**Italian – English simultaneous translation**



8.00-8.20 **REGISTRATION**  
8.20-8.25 **PRESENTATION OF I.S.O.T. OCULAR TRAUMA SCHOOL: C. Forlini, F. Kuhn**  
8.25-8.30 **S.O.I. (Italian Ophthalmology Society) WELCOME**

## 8.30 **SESSION I: ANTERIOR SEGMENT AND TRAUMAS**

**PRESIDENTS** A. Mocellin, E. Dal Fiume  
**MODERATORS** F. Kuhn, E. Balestrazzi, N. Bobrova, V. Picardo

### **CHEMICAL INJURY OF OCULAR SURFACE**

L. Conti *Clinical cases: diagnosis and therapy of ocular surface injury*  
A. Montericchio *Amniotic Membrane: Indications and limits*  
D. Ponzin *Limbal staminal cells transplant*  
V. Sarnicola *DALK in corneal trauma*

### **MECHANICAL CORNEAL TRAUMAS AND AROUND**

F. Kuhn *Techniques for closing corneal wounds*  
P. Vassileva *Tissue adhesives in corneal perforations*  
U. Merlin *Treatment of post-traumatic astigmatism*  
A. Rapizzi *PK in post-traumatic cases: pearls and pitfalls*  
P. Bonci-U. Cimperle *Excimer laser-guided lamellar keratoplasty in the treatment of corneal injuries*  
M. Busin *DASEK in corneal trauma*  
C. Tamburelli *Femtosecond laser (intralase)-descemets stripping endothelial keratoplasty (femto-DSEK)*  
S. Morselli, R. Bellucci, V. Pucci *Anterior segment reconstruction with IOL implant and vitrectomy with silicone oil*  
L. Fontana *Role of Eye Bank in Ocular Traumatology*  
M. Fortunato *PTK in children*  
E. Scerrati *Corneal trauma after phacoemulsification. Correction of astigmatism by excimer laser (CAT z 4 / 9D) epilasik*

### **LENS DAMAGES AND IRIS TRAUMA: SAVE THE IRIS?**

M. Borgioli *Traumatic cataract: a review of cases*  
P. Giardini *Subluxated traumatic cataract: when suturing the tension ring?*  
P. Mainardi, G. Carlevaro *Mega Intralenticular IOFB*  
A. Mohr *Posterior iris-claw IOL implant for the correction of post-traumatic aphakia*  
C. Forlini- P. Rossini *Posterior iris-claw IOL in post-traumatic iris and pupil reconstruction*  
L. Spadea *Iris surgery*  
T. Rossi *Iris diaphragms and other solutions for the correction of post-traumatic aniridia/aphakia*  
N. Bobrova *Pediatric ocular Trauma*  
**DISCUSSION** **PANELISTS:** D. D'Eliseo, G. Ferreri, S. Carlentini, G. Pirazzoli, G. Gaiba, F. Romano, L. Cappuccini, G. Giannacchini, P. Bonci, C. Cagini, V. Picardo

### **COFFEE BREAK**

## **SESSION II: OCULAR IMAGING IN OCULAR TRAUMA: WHAT'S NEW?**

**PRESIDENTS** P. Vassileva, G. Ferreri  
**MODERATORS** S. Gandolfi, A. Mohr, I. Fiser  
L. Mastropasqua - M. Lanzini *VISANTE OCT in corneal ulceration and perforation*  
F. Arevalo *Optical Coherence Tomography Characteristics of Full-thickness Traumatic Macular Holes*  
L. Pierro *OCT/SLO in Retinal Trauma*  
R. Haldfeld *Elettrophysiology in Ocular Trauma*

### **POST-TRAUMATIC GLAUCOMA, PERMANENT KP and BULBAR ENDOSCOPY IN OCULAR TRAUMATOLOGY**

R. Di Lauro *Drainage implants*  
P. Colliardo, G. Falcinelli, M. Taloni, G.C. Falcinelli *OOKP Modified in Ocular Traumatology: long-term results*  
S. Pintucci *PINTUCCI'S KP in complex bulbar traumas: 20 years of experience*  
G. Prosdocimo *Artificial Cornea: indications, reality and outlooks*  
C. Forlini-P. Rossini *Endoscopy in secondary IOL implantation*  
G. L'Helgoual'ch *Endoscopy in the management of ocular trauma and surgical injuries*  
**DISCUSSION** **PANELISTS:** F. Fiormonte, A. Sorrentino, S. Savastano, F. Montone, L. Scorolli, L. Fontana, M. Fortunato, E. Feretis, A. Mutolo, Z. Tomic

13.30-14.30 **LUNCH**

## **SESSION III: TRAUMAS AND POSTERIOR SEGMENT 1**

**PRESIDENTS** V. De Molfetta, P. Matthews  
**MODERATORS** F. Kuhn, M. Borgioli, F. Fayyad  
F. Kuhn *Timing for Ocular Traumas approach*  
M. Grant *Blueprint for an Eye Trauma Center*  
M. Grant *Vision survival after open globe injury predicted by classification and regression tree analysis*  
G. M. Cavallini *Bottle cork injury to the eye*  
T. Hassan *New lights in vitreoretinal surgery*  
J. Nawrocki *The use of different illumination/observation systems for Ocular Trauma*

### **INTRAOCULAR FOREIGN BODIES**

F. Kuhn *Management of IOFBs*  
H. Quiroz Mercado *Perfluorocarbon perfused vitrectomy (PCPV) for IOFB and traumatic PVR*  
P. Vadalà *IOFB in pediatric cases*

### **POST-TRAUMATIC ENDOPHTHALMITIS, SYMPATHETIC OPHTHALMIA**

S. Natarajan *Management of Intra-Ocular Foreign Body Traumatic Endophthalmitis*

*E. Feretis* Endophthalmitis in IOFBs

*R. Adelman* Sympathetic ophthalmia

**MINI-INVASIVE SURGERY, POST-TRAUMATIC RETINAL DETACHMENT**

*W. Schrader* Management of post-traumatic retinal detachment

*T. Hassan* Mini-invasive surgery in Ocular Trauma

*D. Spinelli* Medico-legal aspects of post-traumatic Retinal Detachment

**DISCUSSION**

**PANELISTS:** *A. La Torre, P. A. De Napoli, T. Micelli Ferrari, G. Beltrame, G. Vecchione, P. Rossi, G.*

*Foscarini, C. Panico, G. Sbordone*

16.10-16.30

**COFFEE BREAK**

**SESSION IV: TRAUMAS AND POSTERIOR SEGMENT 2 (presented by "POPEye" Club)**

**PRESIDENTS** *A. Reibaldi, H. Quiroz Mercado*

**MODERATORS** *V. De Molfetta, F. Arevalo, T. Hassan*

**BULBAR RUPTURE EMERGENCY TREATMENT, CLOSE AS YOU GO TECHNIQUES**

*F. Kuhn* Basic of hemorrhagic choroidal detachment

*W. Schrader* Early treatment for severe ocular trauma may improve the visual outcome

*E. Dal Fiume-C. Forlini* Early drainage of post-traumatic hemorrhagic choroidal detachment

*G. P. Gini* Management of post-traumatic retinal detachment with choroidal detachment

*G. Beltrame* Lens management in ocular trauma

**WHEN ANTERIOR MEETS POSTERIOR: "POLE TO POLE" SURGERY AND "Dancer Philosophy"**

*C. Forlini* Pole to Pole Surgery in Trauma case: "Dancer philosophy"

*B. Parolini-G. Pertile* Case Report: Management of a trauma case with partial corneal loss

*F. Kuhn* Extreme post-traumatic damage

**ENDOTAMPONADES IN OCULAR TRAUMAS**

*P. Matthews* Endotamponades in the treatment of posterior segment trauma

*M. Oncel* Heavy silicone oil in severe posterior ocular trauma

**DISCUSSION** **PANELISTS:** *G. Guarnaccia, S. Lippera, P. Fantaguzzi, F. Carraro, M. Della Corte, J. Ernest, G. Dichiarà*

*R. Iezzi* **MAIN LECTURE: Visual cortical prosthesis for bilateral catastrophic ocular trauma**

"ITALIANI D'AMERICA" Ceremony in honour of: Raymond Iezzi, MD

h 17.40 - 19.00

**SESSION V: NEW FRONTIERS FOR THE ANTI-VEGF TREATMENT: PRESENT AND FUTURE**

**PRESIDENTS** *F. Arevalo, N. Zakov*

**MODERATORS** *A. Giovannini, S. Piermarocchi, M. Battaglia Parodi*

*I. Fiser* Avastin – One Year Experience

*N. Zakov* Anti-VEGF for AMD

*N. Zakov* New on-going research on anti-VEGF

*F. Arevalo* Primary Intravitreal Bevacizumab (Avastin) for the Treatment of Subfoveal Choroidal Neovascularization (CNV) secondary to Age-related Macular Degeneration (AMD): Results of the Pan-American Collaborative Retina Study Group (PACORES) at 12-months Follow-up.

*U. Menchini / F. Giansanti* Macugen in AMD

*A. Ciardella* Lucentis in wet AMD: clinical trials results

*A. Giovannini* Combo therapies

*G. Staurenghi* Angiography in the anti-VEGF era

*S. Teixeira* Intravitreal Bevacizumab in aggressive posterior retinopathy of prematurity (Case Report)

*G. Panozzo* More than 1000 Avastin for wet AMD: clinical results

*G. Fasolino* Intravitreal Ranibizumab for myopic CNV o new ideas for diagnosis of AMD & DME

**ROUND TABLE DISCUSSION WITH:** *R. Di Lauro, F. Bottoni, H. Quiroz Mercado, B. Parolini, F. Boscia, V. Morales, W. Schrader, J. Nawrocki, R. Adelman,*

h 20.30

Welcome Dinner at "Le Maree" Restaurant on the beach, in front of the Congress Venue (10 minutes by walk)

**h 17.30-18.45 Mini-Corso** (max. 20 partecipanti, iscrizione gratuita compresa nella quota congressuale, lingua italiana)

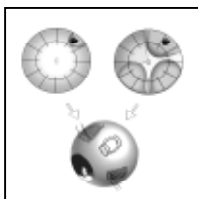
**Ecografia e UBM: strategie e diagnosi integrata in Traumatologia Oculare**

Instruttori: *C. Tamburelli, G. Cennamo, V. Mazzeo, T. Avitabile*

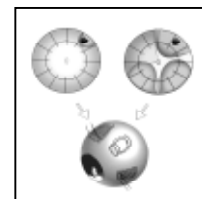
**h 14.00 – 18.00**

**Corso per Ottici** (lingua italiana)

Instruttori: *D. Aureggi, U. Merlin*



**Friday 14 September**  
**Italian – English simultaneous translation**  
**RETINAL DETACHMENT COURSE:**  
**MINI-INVASIVE APPROACH AB EXTERNO**  
**54° Detachment Course with International Faculty**  
Chairman: I. Kreissig



**h 8.00 Registration**

**h 8.30 Diagnostics: rhegmatogenous primary retinal detachment**

**Moderators C. Forlini, I. Kreissig**

**I. Kreissig** Changing concepts in surgery for rhegmatogenous retinal detachment

**V. Ferrara** Rhegmatogenous vs non-rhegmatogenous detachments: a differential diagnosis

**J. Schmidt** Ambulatory binocular occlusion: vitreous hemorrhage, retinal detachment

**I. Kreissig** The 4 rules to find the primary break

**F. LaFranco** A rhegmatogenous detachment “without” a break: what to do?

**Fellow eye of retinal detachment**

**V. Ferrara** Lattice degenerations and breaks in the fellow eye: what to do or not to do?

**Cerclage with drainage**

**F. LaFranco** Rationale, indications, complications, results

**10.35 – 11.00 COFFEE / TEA BREAK**

**Minimal segmental buckling with balloon, nondrainage**

**Moderators T. Boeker, F. LaFranco**

**I. Kreissig** Surgical technique, indications, complications, results

**Minimal segmental buckling with sponge(s), nondrainage**

**J. Schmidt** Surgical technique, optimal tamponade of breaks

**T. Boeker** Complications, longterm anatomical and functional results

**V. Ferrara** Differential diagnosis of residual fluid: what to do or not to do?

**Minimal segmental buckling for complicated detachments**

**Moderators V. Ferrara, J. Schmidt**

**J. Schmidt** How to minimize risk of PVR

**T. Boeker** PVR detachments of moderate degree: try buckling first. Results

**I. Kreissig** Reoperation: the 4 rules to find the undetected break

**13.30 – 14.30 LUNCH**

**Rhegmatogenous retinal detachment**

**Moderators I. Kreissig, G. Nuzzi**

**G. Nuzzi** Macular function and morphology in the postoperative follow-up of rhegmatogenous retinal detachment

**T. Boeker** Hands-on minimal segmental buckling: a quiz with participants

**C. Forlini** ELADALAR-technique

**Comparison of present techniques for retinal detachment**

**T. Boeker** Pneumatic retinopexy versus primary vitrectomy

**I. Kreissig** Primary vitrectomy versus segmental buckling

**16.00 – 16.30 COFFEE / TEA BREAK**

**Round table discussion with case presentations**

**Moderators C. Forlini, I. Kreissig**

**Panel T. Boeker, F. LaFranco, V. Ferrara, N. De Casa, P. Arpa, M. Marullo, S. Natarajan,**

**G. Nuzzi, R. Ratiglia, P. Rossi, S. Rossi, J. Schmidt, T. Avitabile, R. Cian, E. Rapizzi**

**Distribution of diplomas: C. Forlini, I. Kreissig**

**End of the Session**

**h. 20.30 Friday Dinner at “BBK” Restaurant (a shuttle transfer will be provided)**

**Mini-Corsi in Aula parallela** (max. 20 partecipanti, iscrizione gratuita compresa nella quota congressuale, lingua italiana)

- **OCT/SLO imaging in Traumatologia**

**(h 10.00-11.00)**

- **Istruttore: L. Pierro**

- **Aspetti Medico-Legali nel distacco di retina post-traumatico**

**(h 15.00 - 16.00)**

**Istruttori: D. Spinelli, L. Marino**

- **Traumatologia del sistema lacrimale**

**(h 16.30 – 17.30)**

**Istruttori: D. Spinelli, P. Steindler, M. Cassinero, W. Calcatelli**

**Corsi in Sala Classense (solo in lingua italiana):**

- **Corso di traumatologia Oculare per Infermieri (h 8.30 – 12.30)**

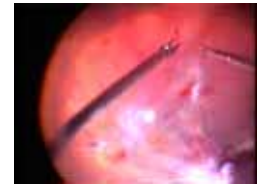
- **Corso per Ortottisti (h 14.30-18.30)**

THANKS TO: Alcon, Allergan, Bausch & Lomb, Dal Passo, Dorc, E-Med, Emmeci4, Ethicon, Europrotesi, Essilor, Fabiano Editore, Farmigea, Farmila, Leika, New-Tech, OS Endoskopie Italia, Nidek, Novartis, Optikon 2000, Pfizer, Romani Intermedica, Salmoiraghi&Viganò, Synergetics, Topon, Tyco, SIFI, Sooft Italia, Visufarma, Zeiss.



## Saturday 15 September

Italian – English simultaneous translation



### RETINAL DETACHMENT:

#### Primary vitrectomy with mini-invasive surgery (23 – 25 gauge systems and combined technique)

Chairman: P. Kroll, E. De Juan

h 8.30

#### SESSION 1: PRIMARY VITRECTOMY IN RRD

**PRESIDENTS:** P. Kroll, E. De Juan

**MODERATORS:** K. El-Rakhawy, C. Azzolini, C. Fiore

- G. Tassinari Pathophysiology of the vitreous
  - F. Kuhn Basic concepts and surgical strategy of primary vitrectomy
  - T. Wolfensberger Visual acuity recovery after macula-off retinal detachments
  - P. Kroll **LECTURE:** Primary Vitrectomy: when to do ?
  - E. De Juan **LECTURE:** Mini-invasive systems in primary vitrectomy
  - M. Oncel Evidence based management of primary retinal detachment
  - Z. Tomic RRD: from scleral buckling to primary vitrectomy, why?
  - T. Wolfensberger Minimally invasive vitrectomy and injection of pure SF6 gas for the treatment of retinal detachment
  - A. Nikolaopoulos 25 gauge and personal technique with mobile Chandelier for bimanual surgery
  - C. Lucke ILM peeling in Rhegmatogenous Retinal detachment for pucker prophylaxis
  - S. Rizzo Minimal anesthesia for MIVS
  - E. Dal Fiume Endotamponades for retinal detachment
- DISCUSSION** **PANELISTS:** P. Arpa, G. Carlevaro, S. Bopp, A. Rapisarda, V. Morales
- h 10.30-11.00 **COFFEE BREAK**

#### SESSION 2

**PRESIDENT:** S. Sheta, V. De Molfetta

**MODERATORS:** A. Nikolakopoulos, G. Tassinari, S. Zenoni

- S. Zenoni 25 gauge surgery in selected cases of Retinal detachment
  - F. Patelli 25 gauge vitrectomy for primary rhegmatogenous retinal detachment
  - P. Fantaguzzi 25 gauge primary vitrectomy in retinal detachment with single break
  - S. Lippera Retinal detachment with giant tear and macular pucker: 25gauge approach
  - C. Mariotti Retinal detachment in pseudophakic eye: 25 / 23 gauge PPV
  - V. Morales Cerclage or not cerclage in RD with giant tear
  - G. Carlevar Mini-invasive approach in RRD with vitreous opacities
- NOT ONLY MINI-INVASIVE... -**
- C. Lucke Why 20 gauge surgery?
  - F. Boscia 20 gauge sutureless approach in RRD
  - S. Gotzaridis Sutureless transconjunctival 20 gauge primary vitrectomy for RRD
  - C. Claes-V.Boeyden 20 gauge transconjunctival primary vitrectomy with trocars for RRD
- Case Reports:** Retinal detachment with vitreous hemorrhage  
Retinal detachment with giant tear: 23 g approach  
Retinal detachment with retinoschisis: which approach?
- IN FOCUS: RETINAL DETACHMENT WITH MACULAR HOLE IN HIGH MYOPIA -**
- A. Siam **LECTURE:** Macular buckling for retinal detachment due to macular hole in high myopia with posterior staphyloma
  - K. El-Rakhawy Myopic macular hole retinal detachment
  - P. Arpa Myopic macular hole: why surgery?
  - M. Codenotti Myopic macular hole: which approach?
  - G. Panozzo MTM Syndrome in high myopia: when to do surgery?
  - E. Dal Fiume-P. Rossini-C. Forlini Double tamponade (F6H8-Silicone oil) for Retinal Detachment in High Myopia
- DISCUSSION** **PANELISTS:** C. Mariotti, G. Beltrame, I. Fiser, V. De Molfetta, F. Foltran, M. Marullo
- h 13.30 **END OF THE SESSION**

#### ....AND WHAT ABOUT MISTAKES AND COMPLICATIONS?

We will discuss this topic together in Venice during the EVRS Meeting (European VitreoRetinal Society). You can send your presentations to EVRS, see website [www.evrs.org](http://www.evrs.org)

h 15.00

**Transfer by Bus to Venice for EVRS Meeting**



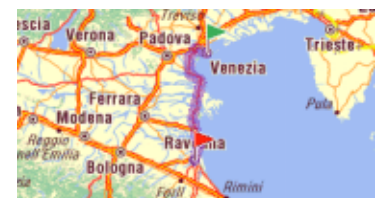
Ravenna



140 km



Venice



**R.I.C.O.**  
**Ravenna International Courses in Ophthalmology**

**REGISTRATION FEE WITHIN AUGUST 20, 2007:**

-TRAUMA COURSE	<b>EURO 100,00</b>
-RETINAL DETACHMENT COURSE	<b>EURO 200,00</b>
-TRAUMA COURSE + RETINAL DETACHMENT COURSE	<b>EURO 230,00</b>

**REGISTRATION FEE SINCE AUGUST 21, 2007:**

-TRAUMA COURSE	<b>EURO 120,00</b>
-RETINAL DETACHMENT COURSE	<b>EURO 230,00</b>
-TRAUMA COURSE + RETINAL DETACHMENT COURSE	<b>EURO 270,00</b>

**REMITTANCE OF FEE :**

FEES SHOULD BE PAID IN EURO BY  
BANK TRANSFER TO THE:

**ANTONVENETA ABN AMRO BANK** - ACCOUNT N° 6158L – ABI 05040 CAB 13000 CIN O

IBAN : IT 96 0 05040 13000 00000006158L - SWIFT: ANTBIT2P

REGISTERED TO:

**UNIKA SRL** - VIA PADOVA 22A/24 – 44100 FERRARA (ITALY)

**HOW TO ENROL:**

**TO SEND THIS REGISTRATION FORM TO UNIKA S.R.L. FAX NUMBER 0039 (0) 532-593157 WITH A COPY OF BANK TRANSFER**

[ ] FEE                      EURO \_\_\_\_\_  
[ ] HOTEL                    EURO \_\_\_\_\_  
[ ] AG. FEE FOR HOTEL RESERVATION EURO 16,80  
TOTAL \_\_\_\_\_

**Mini-Corsi gratuiti:**

**Giovedì 13:**

- Eco/UBM

**Venerdì 14:**

- OCT/SLO in Traumatologia

- Medicina Legale in Trauma

- Traumatologia del S. Lacrimale

**Corsi a pagamento:**

- Corso Infermieri (40 €)

- Corso Ortottisti (40 €)

**REGISTRATION FORM**

FIRST NAME \_\_\_\_\_

NAME \_\_\_\_\_

ADDRESS \_\_\_\_\_

ZIP COD \_\_\_\_\_

TOWN-COUNTRY \_\_\_\_\_

VAT COD or fiscal cod (for Italian ophthalmologist) \_\_\_\_\_

PHONE \_\_\_\_\_

FAX \_\_\_\_\_

E-MAIL \_\_\_\_\_

**INVOICE**

COMPANY \_\_\_\_\_

ADDRESS \_\_\_\_\_

ZIP COD \_\_\_\_\_

TOWN.COUNTRY \_\_\_\_\_

VAT COD \_\_\_\_\_

**HOTELS**

For information about the hotel, please contact us: Unika s.r.l. – Phone 0039-0-532-773153 Fax 0039-0-532-593157  
e-mail [info@unikasrl.com](mailto:info@unikasrl.com)

HOTEL \_\_\_\_\_ IN \_\_\_\_\_ OUT \_\_\_\_\_  
ROOM:      [ ] Single      [ ] Double Single Use      [ ] Twin      [ ] Double

I consent to the handing of personal data in accordance with directive 675/96 and successive modification

Signature \_\_\_\_\_